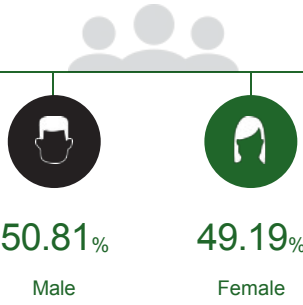


People

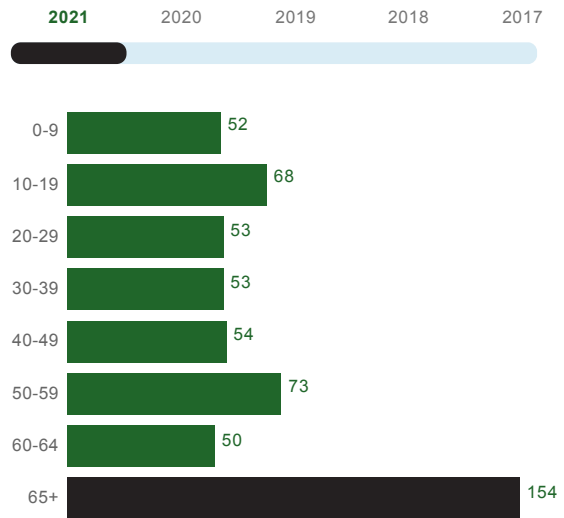
The total population of Alba is 559. The median age is 48.72

559

Total Population



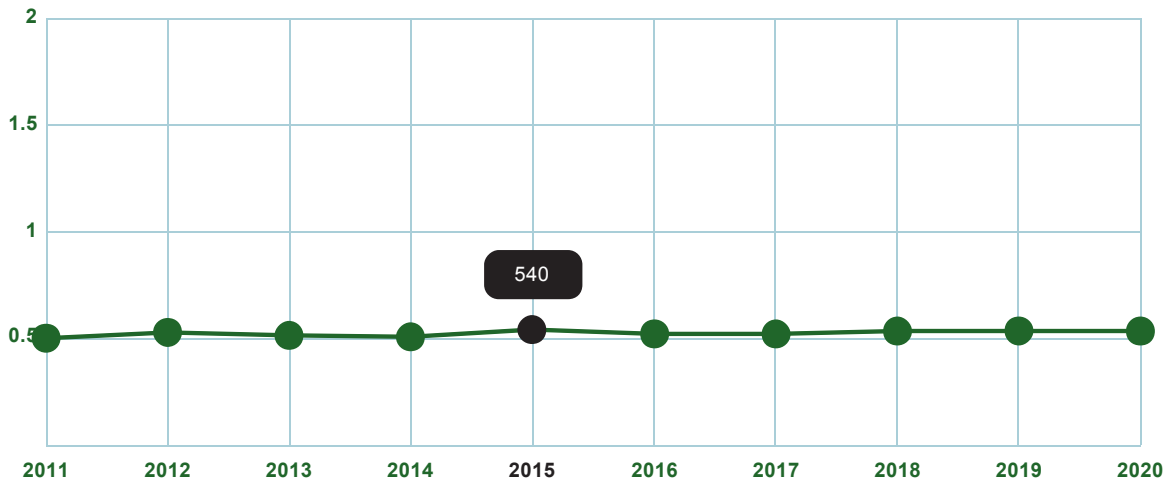
Age Distribution



Median Age

49

Population Growth (in thousands)



Educational Attainment

16.63% of the population in Alba have an Associate's degree or higher. 83.86% have a high school degree or higher.



< Grade 9
4.1%



Grade 9-12
12.05%



High School
38.8%



Some College
28.43%



Assoc Degree
5.06%



Bach Degree
6.27%



Grad Degree
5.3%



offer Associate's Degree or Certificate



offer Bachelor's Degree or Higher

Labor Force



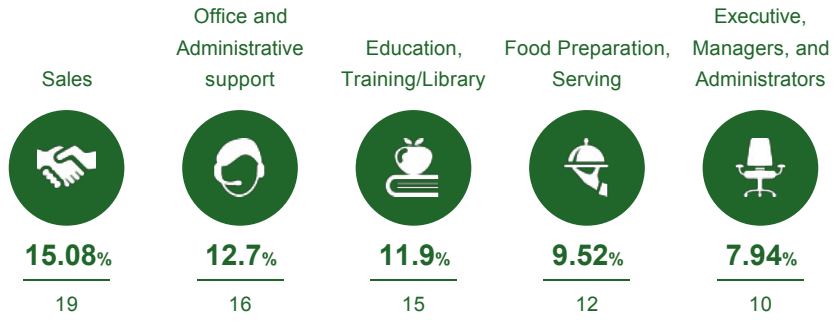
Alba has a labor force of 210 people.

210

Labor Force

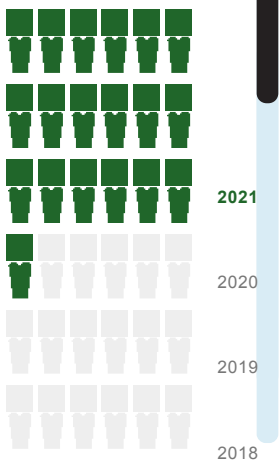
Talent

Where are the top jobs by occupation?



Total Employees

126



The work distribution of total employees in Alba is:



Total Establishments

23



Businesses and Jobs



Alba has a total of 23 businesses. In 2019, the leading industries in Alba were .

What are the top industries by jobs?

How many employees do businesses in Alba have?



1-4 Employees	65.22%
5-9 Employees	21.74%
10-19 Employees	8.7%
20-49 Employees	0%
50-99 Employees	0%
100+ Employees	0%

Income and Spending



Households in Alba earn a median yearly income of \$60,555. 38.26% of the households earn more than the national average each year. Household expenditures average \$51,009 per year. The majority of earnings get spent on Shelter, Transportation, Food and Beverages, Health Care, and Utilities.



\$60,555

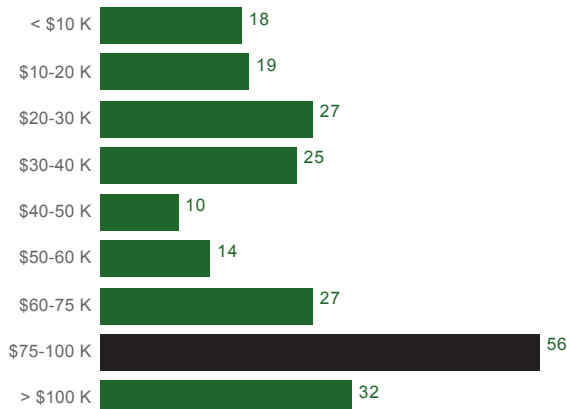
Median Household Income

8% more than the county

8% less than the state

9% less than the nation

Income Distribution



How do people spend most of their money?

PER HOUSEHOLD



\$51,009

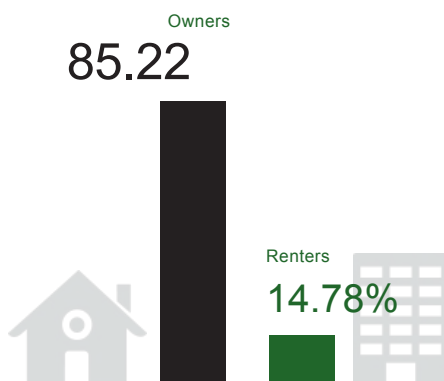
Median Household Expenditure

Housing



There are 476% more households who own their homes than there are renters.

Owners vs. Renters



Transportation



Residents spend an average of 40 minutes commuting to work. Alba is served by 21 airports within 50 miles. Rail can be accessed within 7 miles. Interstates can be accessed 17 miles away.



40_{min}

Commute Travel Time



0 + 21 (+50 miles)

Airports in Community



17_{miles}

Distance to Interstate



7

Distance to Freight Rail

Taxes



Top State Corporate Income Tax

0%

Top State Corporate Capital Gains Tax

0%

Top State Personal Income Tax

0%

Top State Personal Capital Gains Tax

0%

State Sales Tax

6.25%